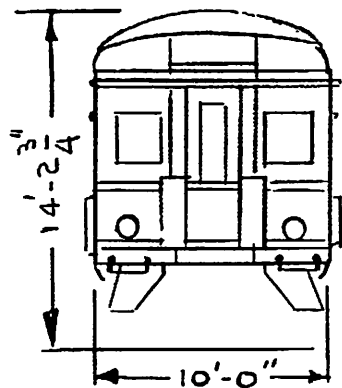


RENUMBERING	
YEAR	NO.
1972	ROUNDUP
1972	CN. 4

FLOOR PLAN DWG.:

MAX. M. CAR OUTLINE:



10'-6" OVER GRAB IRONS

CANADIAN NATIONAL RAILWAYS

EQUIPMENT DEPARTMENT

CHIEF OF M.P. & C.E.

73'-2" BUSINESS CAR

CLASS: PV-73-G

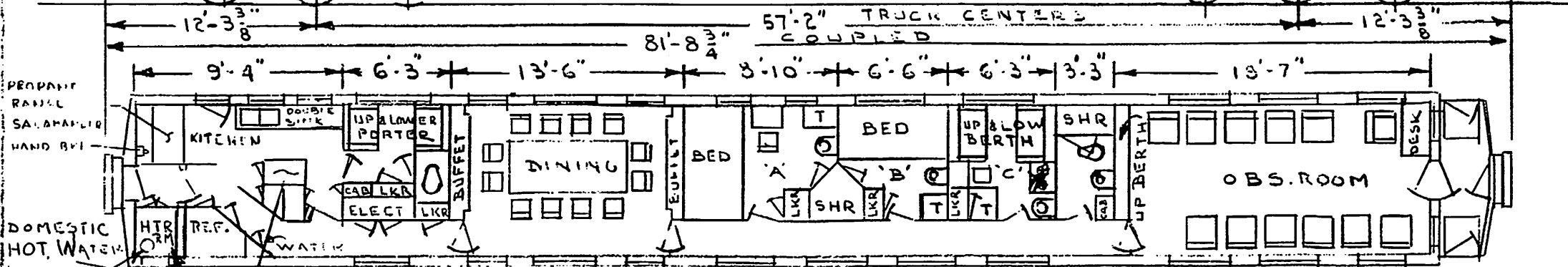
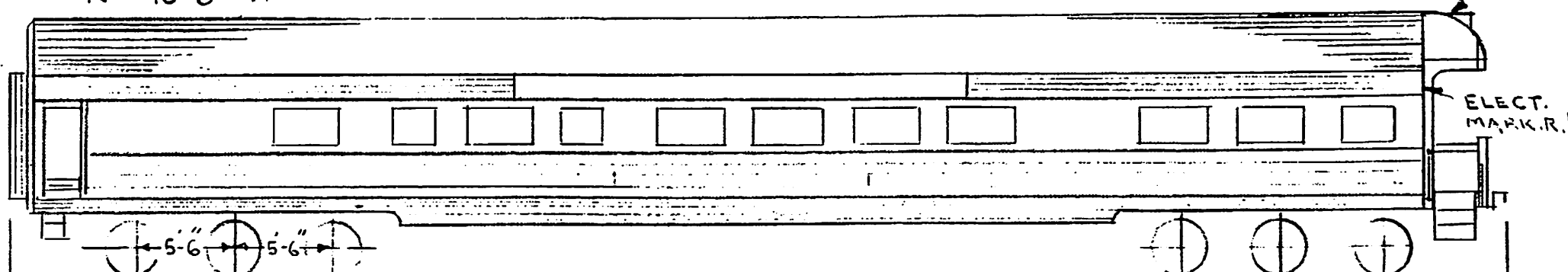
No OF CARS

CAR NO.

1

4

{ AXLE DRIVEN 10 KW &
GEN. R. WAU... 7 1/2 KW 27 1/2 V.
AC. = WAU...



12'-3 3/8" 57'-2" TRUCK CENTERS COUPLED 12'-3 3/8"

9'-4" 6'-3" 13'-6" 8'-10" 6'-6" 6'-3" 3'-3" 13'-7"

PROANE RANGE SALAD PLATE HAND BLY

DOMESTIC HOT WATER

ACCESS DOOR 4915 PROP.

COUNTER HEIGHT REF. & REF. ELECT.

OVER END SLEEPERS = 73'-2" OVER BUFFER SLEEPING CAPS = 7

MAR 73 B.
JUN 72 X
ISSUE: B.